

Antero 800NA



FDM Thermoplastic Filament

The information presented are typical values intended for reference and comparison purposes only. They should not be used for design specifications or quality control purposes.



Overview

Antero™ 800NA is a PEKK-based FDM® thermoplastic with excellent mechanical properties that include high strength, high heat resistance, toughness and wear-resistance. These superior qualities make it a lighter alternative to aluminum and steel in certain use cases.

Chemical resistance and minimal outgassing provide suitability for aerospace applications where prototypes and parts are exposed to jet fuel, oil and hydraulic fluid. Other uses include industrial applications where high-strength and chemical resistance are needed.

3D printing with Antero 800NA FDM filament avoids the waste associated with subtractive manufacturing of high-cost bulk PEKK material.

Contents:

Ordering Information	3
Physical Properties	4
Mechanical Properties	5
Flame, Smoke, and Toxicity Test Results	9
Outgassing	10
Appendix	11

Ordering Information

Table 1. Printer and Support Material Compatibility

Printer	Model Tip (Slice)	Support Material	Support Tip
Fortus 450mc™	T20D (10 slice)	SUP8000B™ (breakaway)	T16
F900™	T20D (10 slice)	SUP8000B (breakaway)	T16

Build Sheet

High Temperature

- 0.02 x 26 x 38 in.
- 0.02 x 16 x 18.5 in.

Hardware

Hardened Upgrade

Table 2. Antero 800NA Ordering Information

Part Number	Description
Filament Canisters	
355-02500	Antero 800NA, 92.3 cu. in. – Plus
355-03260	SUP8000B, 92.3 cu. in. – Plus
Printer Consumables	
511-10730-S	T20D tip
511-10401	T16 tip
325-00275-S ¹	High Temperature build sheet, 0.02x26x38 in. (0.51x660x965 mm)
325-00475-S ²	High Temperature build sheet, 0.02x16x18.5 in. (0.51x406x470 mm)

¹ Compatible with Fortus 900mc and F900.

² Compatible with Fortus 450mc, Fortus 900mc and F900.

Physical Properties

Values are measured as printed. XY, XZ, and ZX orientations were tested. For full details refer to the [Stratasys Materials Test Report](#) (immediate download upon clicking the link). DSC and TMA curves can be found in the Appendix.

Table 3. Antero 800NA Physical Properties

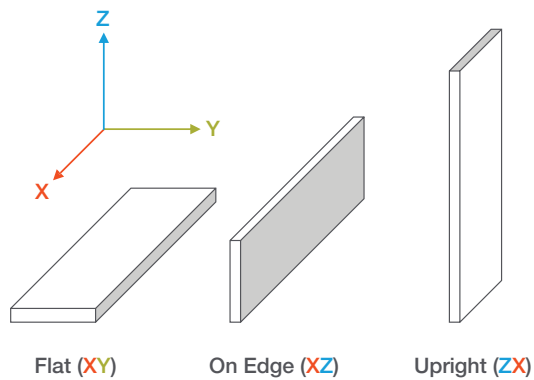
Property	Test Method	Typical Values	
		XY	XZ/ZX
HDT @ 66 psi	ASTM D648 Method B	150.71 C (303.28 F)	
HDT @ 264 psi	ASTM D648 Method B	147.23 C (297.01 F)	
Tg	ASTM D7426 Inflection Point	155.81 C (312.46 F)	
Melt Point	ASTM D7426 Peak Heat	300.23 C (572.41 F)	
Mean CTE	ASTM E831 (40 °C to 140 °C)	36.11 $\mu\text{m}/[\text{m}^{\circ}\text{C}]$ (20.06 $\mu\text{in}/[\text{in}^{\circ}\text{F}]$)	50.20 $\mu\text{m}/[\text{m}^{\circ}\text{C}]$ (27.89 $\mu\text{in}/[\text{in}^{\circ}\text{F}]$)
Volume Resistivity	ASTM D257	$> 1.4 \cdot 10^{14} \Omega \cdot \text{cm}$	
Dielectric Constant	ASTM D150 1 kHz test condition	3.32	
Dissipation Factor	ASTM D150 1 kHz test condition	0.003	
Specific Gravity	ASTM D257 @23 °C	1.28	

Mechanical Properties

Samples were printed with 0.010 in. (0.254 mm) layer heights. For the full test procedure please see [Stratasys Materials Test Procedure](#) (immediate download upon clicking the link).

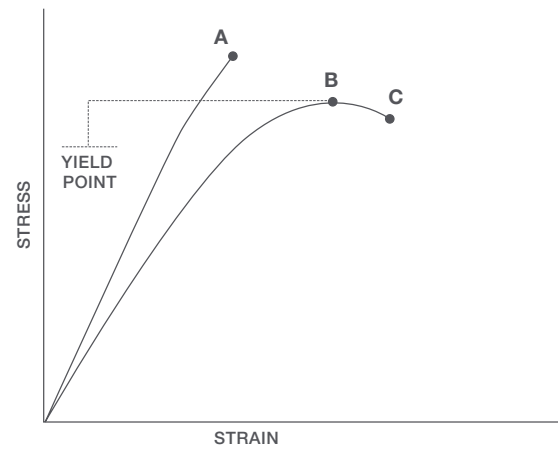
Print Orientation

Parts created using FDM are anisotropic as a result of the printing process. Below is a reference of the different orientations used to characterize the material.



Tensile Curves

Due to the anisotropic nature of FDM, tensile curves look different depending on orientation. Below is a guide of the two types of curves seen when printing tensile samples and what reported values mean.



A = Tensile at break, elongation at break (no yield point)

B = Tensile at yield, elongation at yield

C = Tensile at break, elongation at break

Table 4. Antero 800NA Mechanical Properties - F900 w/T20D tip

		XZ Orientation ⁽¹⁾	ZX Orientation ⁽¹⁾
Tensile Properties: ASTM D638			
Yield Strength	MPa	90.6 (3.0)	No yield
	psi	13100 (440)	No yield
Elongation @ Yield	%	4.3 (0.32)	No yield
Strength @ Break	MPa	72.5 (7.2)	57.0 (5.0)
	psi	10500 (1100)	8270 (720)
Elongation @ Break	%	6.1 (0.88)	1.8 (0.29)
Modulus (Elastic)	GPa	2.92 (0.10)	2.87 (0.18)
	ksi	424 (15)	415 (26)
Flexural Properties: ASTM D790, Procedure A			
Strength @ Break	MPa	No break	87.9 (14)
	psi	No break	12700 (2100)
Strength @ 5% Strain	MPa	133 (3.5)	-
	psi	19300 (510)	-
Strain @ Break	%	No break	3.30 (1.9)
Modulus	GPa	3.07 (0.063)	2.73 (0.084)
	ksi	445 (9.1)	396 (12)
Compression Properties: ASTM D695			
Yield Strength	MPa	97.5 (3.1)	93.5 (2.9)
	psi	14100 (450)	13600 (420)
Modulus	GPa	2.36 (0.052)	2.18 (0.063)
	ksi	342 (7.5)	317 (9.2)
Impact Properties: ASTM D256, ASTM D4812			
Notched	J/m	44.2 (3.8)	32.7 (8.4)
	ft*lb/in.	0.828 (0.072)	0.612 (0.16)
Unnotched	J/m	1550 (460)	153 (39)
	ft*lb/in.	29.1 (8.7)	2.86 (0.74)

(1) Values in parentheses are standard deviations.

Table 5. Antero 800NA Mechanical Properties - Fortus 450mc w/T20D tip

		XZ Orientation ⁽¹⁾	ZX Orientation ⁽¹⁾
Tensile Properties: ASTM D638			
Yield Strength	MPa	93.1 (0.54)	No yield
	psi	13500 (57)	No yield
Elongation @ Yield	%	4.3 (0.58)	No yield
Strength @ Break	MPa	93.1 (0.39)	45.86 (5.3)
	psi	13500 (57)	6650 (760)
Elongation @ Break	%	6.40 (1.1)	1.22 (0.28)
Modulus (Elastic)	GPa	3.10 (0.27)	3.48 (0.75)
	ksi	449 (39)	505 (110)
Flexural Properties: ASTM D790, Procedure A			
Strength @ Break	MPa	No Break	64.5 (10)
	psi	No Break	9350 (1500)
Strength @ 5% Strain	MPa	133 (3.7)	-
	psi	19300 (530)	-
Strain @ Break	%	No Break	2.41 (0.39)
Modulus	GPa	3.07 (0.074)	2.68 (0.089)
	ksi	446 (11)	389 (13)
Compression Properties: ASTM D695			
Yield Strength	MPa	101 (2.2)	101 (3.0)
	psi	14600 (320)	14600 (440)
Modulus	GPa	2.45 (0.011)	2.32 (0.083)
	ksi	356 (1.6)	336 (12)
Impact Properties: ASTM D256, ASTM D4812			
Notched	J/m	36.8 (6.4)	27.2 (5.0)
	ft*lb/in.	0.689 (0.12)	0.510 (0.094)
Unnotched	J/m	1820 (1300)	74.7 (28)
	ft*lb/in.	34.2 (23)	1.40 (0.51)

(1) Values in parentheses are standard deviations.

Chemical Resistance

Antero 800NA was tested for resistance to chemical exposure per ASTM D543. Chemicals tested and percent change from control is listed below. For further details read the [Antero 800NA Chemical Resistance White Paper](#).

Table 6. Antero 800NA Chemical Resistance Results

Change in Tensile Properties – 168 hour Chemical Exposure (ASTM D543)					
	Reagent	Non-Annealed XZ	Non-Annealed ZX	Annealed XZ	Annealed ZX
Tensile Strength	Dichloromethane	-88%	-81%	-15%	1%
	Ethyl Acetate	-20%	-4%	-19%	-7%
	Jet A	-14%	-3%	11%	-1%
	Methyl Ethyl Ketone	-17%	-7%	-16%	-7%
	Skydrol	-5%	16%	19%	-9%
	Toluene	-17%	-11%	-14%	-9%
	30% Nitric Acid	-8%	6%	-7%	7%
	30% Sulfuric Acid	2%	0%	-4%	1%
	60% NaOH	2%	-5%	7%	1%
	Concentrated Ammonia	2%	-4%	2%	4%
% Elongation @ Break	Dichloromethane	1135%	2264%	-11%	0%
	Ethyl Acetate	9%	-1%	3%	-5%
	Jet A	25%	-1%	45%	2%
	Methyl Ethyl Ketone	21%	-2%	16%	-2%
	Skydrol	24%	26%	48%	-7%
	Toluene	8%	-7%	12%	-7%
	30% Nitric Acid	-10%	8%	-12%	7%
	30% Sulfuric Acid	4%	-3%	-4%	4%
	60% NaOH	9%	-10%	8%	3%
	Concentrated Ammonia	10%	-9%	12%	11%
Tensile Modulus	Dichloromethane	-92%	-93%	-1%	-1%
	Ethyl Acetate	-3%	-4%	-3%	-1%
	Jet A	-3%	-3%	-4%	-3%
	Methyl Ethyl Ketone	-2%	-6%	-4%	-4%
	Skydrol	-3%	-4%	-1%	-4%
	Toluene	-1%	-4%	-3%	-3%
	30% Nitric Acid	0%	-6%	-2%	2%
	30% Sulfuric Acid	2%	0%	2%	-2%
	60% NaOH	-1%	7%	3%	0%
	Concentrated Ammonia	-1%	10%	0%	-8%

Flame, Smoke, and Toxicity

Antero 800NA was printed with a T20D tip on the Stratasys F900 and tested per 14 CFR 25.853, BSS 7238 and 7238, and AITM 2.0007B and 3.0005. The testing establishes that this material meets requirements for:

- 60s and 12s Vertical Burn
- 15s Horizontal Burn
- Toxic Gas Emission
- Heat Release Rate of Cabin Materials
- Smoke Density

Table 7. Antero 800NA Flame, Smoke, and Toxicity Test Results

	Avg Time to Extinguish (seconds)	Avg Burned Length (inches)	Drip Time to Extinguish (seconds)				
12 Second Vertical Ignition per 14 CFR 25.853(a), Appendix F, Part I, Paragraph (a)(1)(ii)							
Antero 800NA - Horizontal - XZ	<1	1.23	0 (no drips)				
Antero 800NA - Vertical - ZX	<1	1.11	0 (no drips)				
60 Second Vertical Ignition per 14 CFR 25.853(a), Appendix F, Part I, Paragraph (a)(1)(i)							
Antero 800NA - Horizontal - XZ	1.1	2.45	0 (no drips)				
Antero 800NA - Vertical - ZX	1.1	2.86	0 (no drips)				
	Avg Time to Extinguish (seconds)	Avg Burned Length (inches)	Burn Rate (inches/minute)				
15 Second Horizontal Ignition per 14 CFR 25.853(a), Appendix F, Part I, Paragraph (a)(1)(iv)(v)							
Antero 800NA - Horizontal - XZ	0	0	0				
Antero 800NA - Vertical - ZX	0	0	0				
	Test Mode	Average Ds (maximum) within 4 minutes, (°Dmax)					
Smoke Density per BSS 7238, Rev. C							
Antero 800NA - Horizontal - XZ	Flaming	2					
Antero 800NA - Vertical - ZX	Flaming	2					
Smoke Density per AITM 2.0007B, Issue 3							
Antero 800NA - Horizontal - XZ	Flaming	1					
Antero 800NA - Vertical - ZX	Flaming	2					
Antero 800NA - Horizontal - XZ	Non-flaming	1					
Antero 800NA - Vertical - ZX	Non-flaming	1					
	Test Mode	CO ppm	SO ₂ ppm	NO _x ppm	HCN ppm	HCl ppm	HF ppm
Toxic Gas Emission per BSS 7239, Rev. A							
Antero 800NA - Horizontal - XZ		0	1.3	0.5	1	0.2	64
Antero 800NA - Vertical - ZX		0	1.4	0.5	0	0.2	86
Toxic Gas Emission per AITM 3.0005, Issue 2							
Antero 800NA - Horizontal - XZ	Flaming	60	0	0.9	0.4	0	0
Antero 800NA - Vertical - ZX	Non-flaming	1	0	0	0	0	0
Antero 800NA - Horizontal - XZ	Flaming	50	0	1.3	0	0	0
Antero 800NA - Vertical - ZX	Non-flaming	1	0	0	0	0	0
	Peak HRR (kW/m ²)	Time to Peak Heat Release (seconds)		2 Minute Total HRR (kW-min/m ²)			
Heat Release Rate of Cabin Materials per 14 CFR 25.853(d), Appendix F, Part IV							
Antero 800NA - Horizontal - XZ	48.4	150		15.5			
Antero 800NA - Vertical - ZX	49.4	92		38.6			

Outgassing

Table 8. Antero 800NA Outgassing

Sample	TML (%)	CVCM (%)	WVR (%)
Antero 800NA, T20D tip	0.347	0.004	0.267

Appendix

Figure 1. 2nd heating scan, DSC, for Antero 800NA.

DSC

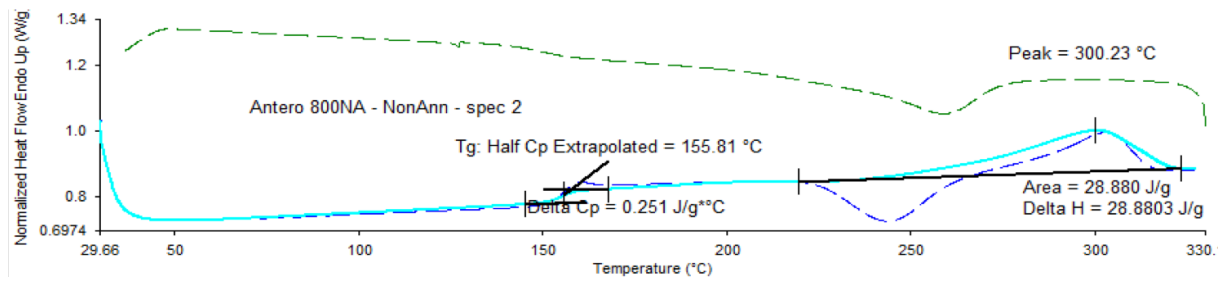


Figure 2. CTE for Antero 800NA through the layers.

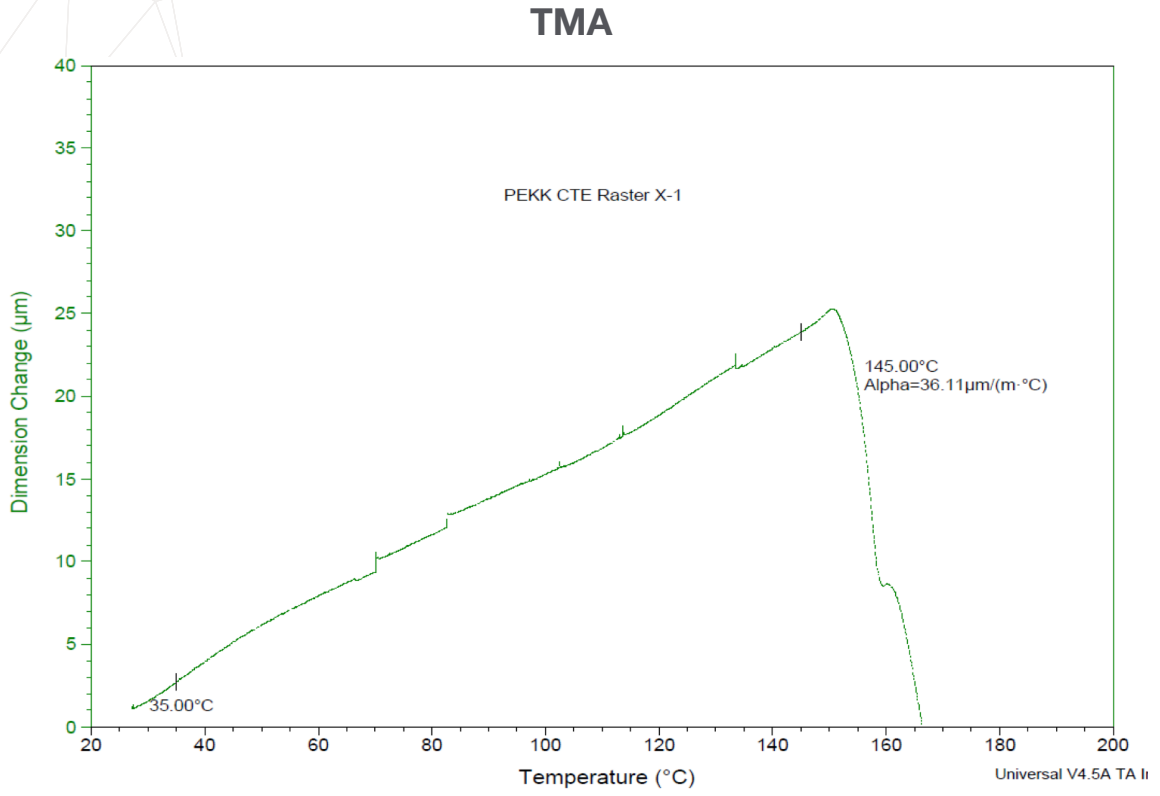
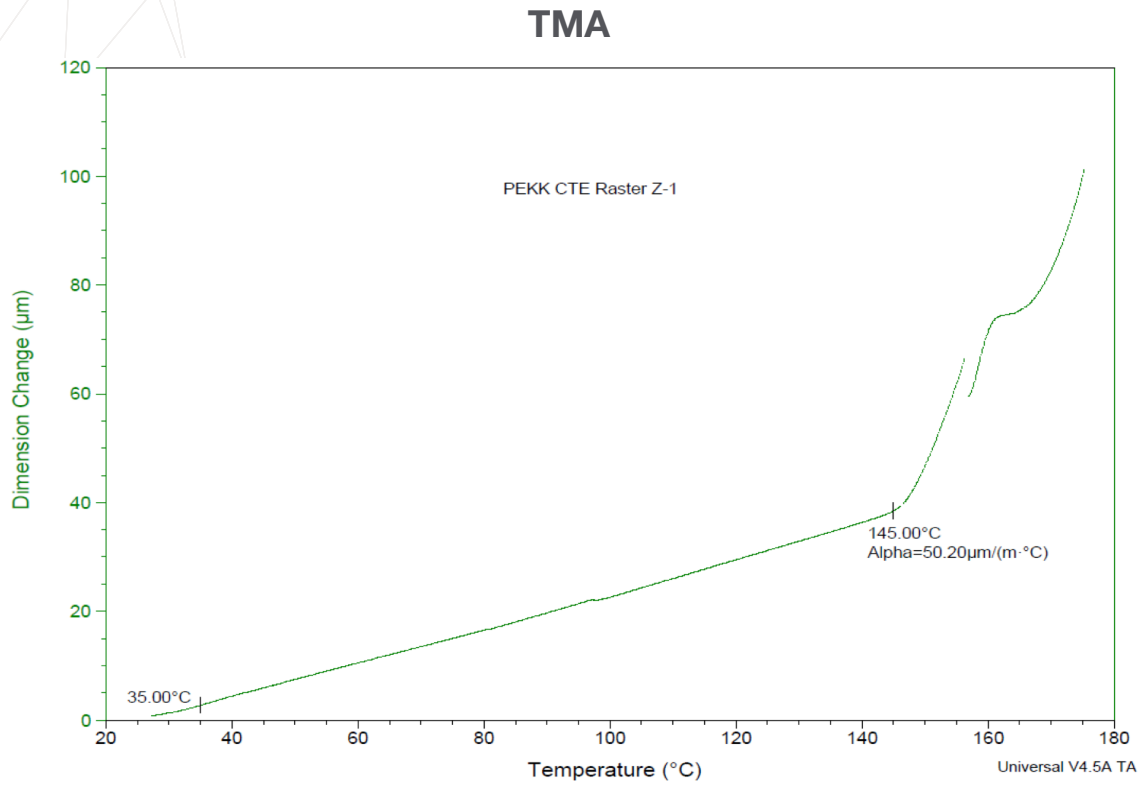


Figure 3. CTE for Antero 800NA in plane to the layers.



USA - Headquarters

7665 Commerce Way
Eden Prairie, MN 55344, USA
+1 952 937 3000

EMEA

Airport Boulevard B 120
77836 Rheinmünster, Germany
+49 7229 7772 0



GET IN TOUCH.

www.stratasys.com/contact-us/locations

ISRAEL - Headquarters

1 Holtzman St., Science Park
PO Box 2496
Rehovot 76124, Israel
+972 74 745 4000

ASIA PACIFIC

7th Floor, C-BONS International Center
108 Wai Yip Street Kwun Tong Kowloon
Hong Kong, China
+ 852 3944 8888

stratasys.com

ISO 9001:2015 Certified

© 2020 Stratasys. All rights reserved. Stratasys, the Stratasys Signet logo, FDM, and Fortus are registered trademarks of Stratasys Inc. Fortus 450mc, F900, Antero 800NA and SUP8000B are trademarks of Stratasys, Inc. All other trademarks are the property of their respective owners, and Stratasys assumes no responsibility with regard to the selection, performance, or use of these non-Stratasys products. Product specifications subject to change without notice. MDS_Antero 800NA_A4_0920a

